























Our Ontario Toolkit Network User Survey

1. I use the OOTN...			Response Percent	Response Count
Very often			7.0%	4
Fairly often			28.1%	16
Occasionally			29.8%	17
Rarely			28.1%	16
Never			7.0%	4
			<i>answered question</i>	57
			<i>skipped question</i>	0

2. I am the site administrator for my organization's Our Ontario Digital Collection Toolkit.			Response Percent	Response Count
Yes			66.7%	38
No			33.3%	19
			<i>answered question</i>	57
			<i>skipped question</i>	0






3. I have been a member of the OOTN for...			Response Percent	Response Count
Less than a year			45.3%	24
1 year			26.4%	14
2 years			18.9%	10
3 years			9.4%	5
Over 3 years			0.0%	0
			<i>answered question</i>	53
			<i>skipped question</i>	4

4. My organization is a...			Response Percent	Response Count
Public library			70.2%	40
Academic library			7.0%	4
Archive			1.8%	1
Museum			3.5%	2
Historical society			10.5%	6
Other			7.0%	4
			If other, please specify...	5
			<i>answered question</i>	57
			<i>skipped question</i>	0





5. The last time I used the OOTN was...			Response Percent	Response Count
Today			5.7%	3
Yesterday			9.4%	5
Last week			32.1%	17
Last month			41.5%	22
Last year			11.3%	6
<i>answered question</i>				53
<i>skipped question</i>				4

6. I participate in other online communities, including...						
	Very often	Fairly often	Occasionally	Rarely	Never	Response Count
Discussion boards	5.8% (3)	5.8% (3)	21.2% (11)	40.4% (21)	26.9% (14)	52
Blogs	5.8% (3)	13.5% (7)	21.2% (11)	25.0% (13)	34.6% (18)	52
Wikis	5.8% (3)	3.8% (2)	30.8% (16)	26.9% (14)	32.7% (17)	52
Intranets	13.2% (7)	13.2% (7)	22.6% (12)	15.1% (8)	35.8% (19)	53
Social networks	29.6% (16)	20.4% (11)	16.7% (9)	9.3% (5)	24.1% (13)	54
Mailing lists	24.1% (13)	18.5% (10)	16.7% (9)	20.4% (11)	20.4% (11)	54
<i>answered question</i>						55
<i>skipped question</i>						2




7. To access the Our Ontario Toolkit Network (OOTN), I use... (please choose all that apply. If you selected "never" in question 1, please skip this question.)

		Response Percent	Response Count
Firefox		56.6%	30
Internet Explorer		60.4%	32
Safari		13.2%	7
Chrome		9.4%	5
Opera		0.0%	0
Other (specify below)		3.8%	2
If known, please state which version(s) (e.g. Internet Explorer 8, Safari 4)			8
answered question			53
skipped question			4




8. I don't use the OOTN because... (please choose all that apply)

		Response Percent	Response Count
It takes too long to access		0.0%	0
I don't understand how to use it		75.0%	3
I don't have the time		25.0%	1
I don't find the content useful		25.0%	1
I didn't know about it		25.0%	1
I didn't receive/didn't want to receive an invitation		0.0%	0
Other		0.0%	0
If other, please specify...			0
answered question			4
skipped question			53




9. I can find what I'm looking for easily by navigating the OOTN's tabs or using the search box.

		Response Percent	Response Count
Yes		60.0%	24
No		5.0%	2
Sometimes		35.0%	14
		<i>answered question</i>	40
		<i>skipped question</i>	17

10. If you use the VITA toolkit, please indicate whether or not the OOTN's content has direct relevance to your VITA-related activities.

		Response Percent	Response Count
Yes		50.0%	17
No		8.8%	3
Sometimes		41.2%	14
		<i>answered question</i>	34
		<i>skipped question</i>	23

11. If you use the PICA toolkit, please indicate whether or not the OOTN's content has direct relevance to your PICA-related activities.




		Response Percent	Response Count
Yes		20.0%	2
No		40.0%	4
Sometimes		40.0%	4
		<i>answered question</i>	10
		<i>skipped question</i>	47




12. I use the following sections of the OOTN...						
	Very often	Fairly often	Occasionally	Rarely	Never	Response Count
Home	25.0% (9)	30.6% (11)	25.0% (9)	13.9% (5)	5.6% (2)	36
Members	2.6% (1)	5.1% (2)	33.3% (13)	35.9% (14)	23.1% (9)	39
OOTNUse Blog	2.8% (1)	8.3% (3)	13.9% (5)	27.8% (10)	47.2% (17)	36
Forums	0.0% (0)	8.1% (3)	37.8% (14)	18.9% (7)	35.1% (13)	37
FAQs/Manuals	10.5% (4)	31.6% (12)	23.7% (9)	21.1% (8)	13.2% (5)	38
Resources	2.6% (1)	33.3% (13)	25.6% (10)	30.8% (12)	7.7% (3)	39
Training	2.6% (1)	20.5% (8)	38.5% (15)	28.2% (11)	10.3% (4)	39
Sites	0.0% (0)	5.4% (2)	35.1% (13)	29.7% (11)	29.7% (11)	37
CDP	2.9% (1)	5.9% (2)	8.8% (3)	35.3% (12)	47.1% (16)	34
Marketing	0.0% (0)	8.1% (3)	16.2% (6)	24.3% (9)	51.4% (19)	37
Press	0.0% (0)	5.4% (2)	13.5% (5)	27.0% (10)	54.1% (20)	37
Help	2.6% (1)	10.5% (4)	26.3% (10)	36.8% (14)	23.7% (9)	38
Files	2.8% (1)	11.1% (4)	22.2% (8)	30.6% (11)	33.3% (12)	36
Search box	10.8% (4)	13.5% (5)	16.2% (6)	29.7% (11)	29.7% (11)	37
RSS / Atom feed	2.7% (1)	8.1% (3)	5.4% (2)	13.5% (5)	70.3% (26)	37
	<i>answered question</i>					40
	<i>skipped question</i>					17






13. Which of these aspects of the OOTN home page do you find useful?					
	Very useful	Moderately useful	Not useful	Unsure	Response Count
Bulletin	16.7% (6)	30.6% (11)	8.3% (3)	44.4% (16)	36
Map	2.6% (1)	44.7% (17)	13.2% (5)	39.5% (15)	38
Bookmarks	2.7% (1)	37.8% (14)	10.8% (4)	48.6% (18)	37
Tags	11.4% (4)	28.6% (10)	22.9% (8)	37.1% (13)	35
Recent Pages	13.2% (5)	34.2% (13)	15.8% (6)	36.8% (14)	38
If anything, what else should be on the home page?					1
<i>answered question</i>					40
<i>skipped question</i>					17



14. Please provide your opinion regarding these aspects of the OOTN FAQs/Manuals page:						
	Excellent	Good	Adequate	Poor	Terrible	Response Count
Content quality	30.8% (12)	43.6% (17)	20.5% (8)	2.6% (1)	2.6% (1)	39
Currency	22.5% (9)	45.0% (18)	27.5% (11)	2.5% (1)	2.5% (1)	40
Presentation/layout	12.5% (5)	42.5% (17)	35.0% (14)	7.5% (3)	2.5% (1)	40
Access (i.e. file linking and downloads)	23.1% (9)	33.3% (13)	30.8% (12)	10.3% (4)	2.6% (1)	39
If any, what additional type of documentation would you like to see?						2
<i>answered question</i>						40
<i>skipped question</i>						17



15. Please indicate how useful you find the OOTN automatic notifications/alerts.					
	Very useful	Moderately useful	Not useful	Unsure	Response Count
Digest	19.4% (7)	33.3% (12)	22.2% (8)	25.0% (9)	36
RSS/Atom alerts	12.5% (4)	3.1% (1)	28.1% (9)	56.3% (18)	32
<i>answered question</i>					37
<i>skipped question</i>					20

16. If a chat tool were added to the OOTN so you could use it to contact Our Ontario staff for support issues and to communicate with fellow VITA or PICA users in real time, would you use it?			
		Response Percent	Response Count
Yes		45.0%	18
No		22.5%	9
Unsure		32.5%	13
If unsure, please explain concerns...			5
<i>answered question</i>			40
<i>skipped question</i>			17

17. If a functionality were added to the OOTN allowing you to prioritize suggested improvements to VITA or PICA, would you use it?			
		Response Percent	Response Count
Yes		67.5%	27
No		15.0%	6
Unsure		17.5%	7
If unsure, please explain concerns...			3
<i>answered question</i>			40
<i>skipped question</i>			17

18. I find the speed of the OOTN site to be...			
		Response Percent	Response Count
Excellent		20.0%	8
Good		47.5%	19
Adequate		25.0%	10
Poor		2.5%	1
Terrible		5.0%	2
		<i>answered question</i>	40
		<i>skipped question</i>	17

19. I'm satisfied with the overall quality of the OOTN's interface design.			
		Response Percent	Response Count
Yes		80.0%	32
No		20.0%	8
		<i>answered question</i>	40
		<i>skipped question</i>	17

20. I'm satisfied with my overall experience with the OOTN.			
		Response Percent	Response Count
Yes		87.5%	35
No		12.5%	5
		<i>answered question</i>	40
		<i>skipped question</i>	17

21. Which of these additions to the OOTN would you find useful, if any?						
	Very useful	Moderately useful	Not useful	Unsure	Response Count	
Customizability (e.g. iGoogle)	22.5% (9)	37.5% (15)	12.5% (5)	27.5% (11)	40	
Improved search tool	35.9% (14)	38.5% (15)	0.0% (0)	25.6% (10)	39	
Improved document access (e.g. file downloads)	36.6% (15)	41.5% (17)	2.4% (1)	19.5% (8)	41	
Linked profiles (i.e. showing connections between members)	17.1% (7)	36.6% (15)	29.3% (12)	17.1% (7)	41	
Reorganized members page (e.g. people categorized by job title or location)	9.8% (4)	43.9% (18)	26.8% (11)	19.5% (8)	41	
Reorganized discussion forums	12.5% (5)	42.5% (17)	17.5% (7)	27.5% (11)	40	
Other (specify below)	15.4% (2)	7.7% (1)	7.7% (1)	69.2% (9)	13	
If other, please describe the idea...					2	
					answered question	42
					skipped question	15

22. Any comments?		
	Response Count	
	5	
	answered question	5
	skipped question	52